

Port Coquitlam

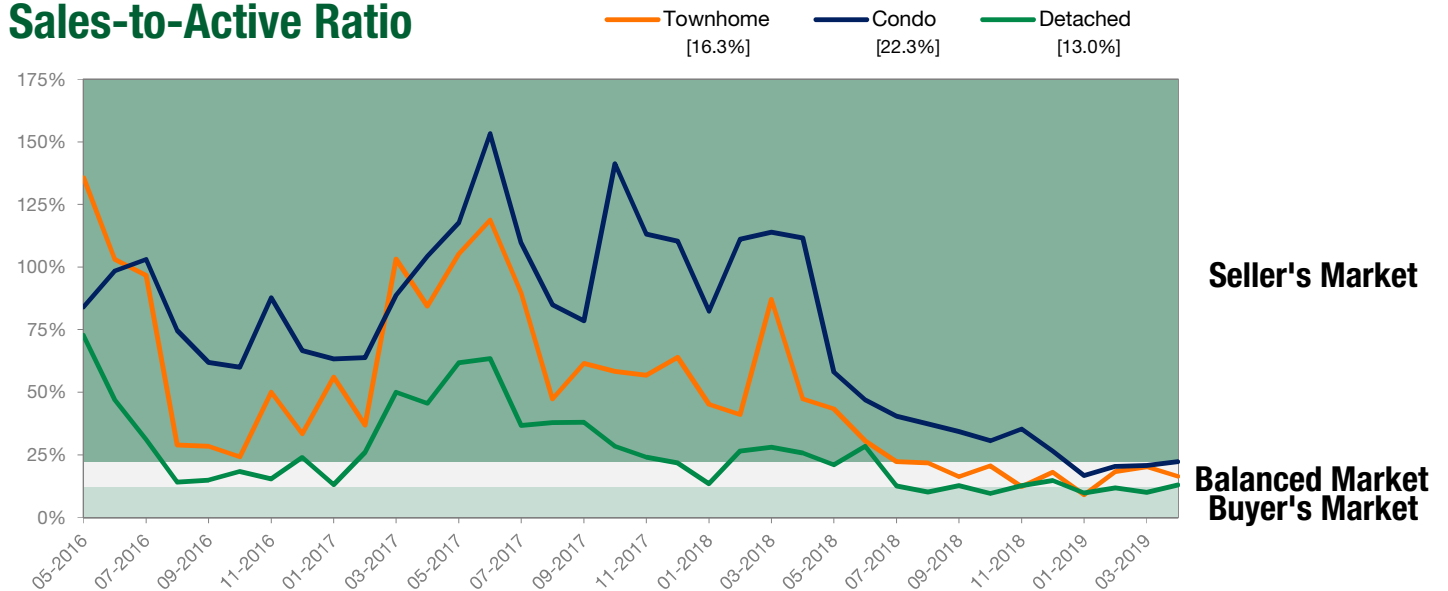
April 2019

Detached Properties	April			March		
	2019	2018	One-Year Change	2019	2018	One-Year Change
Activity Snapshot						
Total Active Listings	162	132	+ 22.7%	160	107	+ 49.5%
Sales	21	34	- 38.2%	16	30	- 46.7%
Days on Market Average	13	16	- 18.8%	51	25	+ 104.0%
MLS® HPI Benchmark Price	\$917,000	\$1,037,000	- 11.6%	\$920,700	\$1,028,000	- 10.4%

Condos	April			March		
	2019	2018	One-Year Change	2019	2018	One-Year Change
Activity Snapshot						
Total Active Listings	130	43	+ 202.3%	116	36	+ 222.2%
Sales	29	48	- 39.6%	24	41	- 41.5%
Days on Market Average	32	12	+ 166.7%	35	9	+ 288.9%
MLS® HPI Benchmark Price	\$455,800	\$481,400	- 5.3%	\$459,900	\$478,600	- 3.9%

Townhomes	April			March		
	2019	2018	One-Year Change	2019	2018	One-Year Change
Activity Snapshot						
Total Active Listings	104	38	+ 173.7%	89	31	+ 187.1%
Sales	17	18	- 5.6%	18	27	- 33.3%
Days on Market Average	34	19	+ 78.9%	34	11	+ 209.1%
MLS® HPI Benchmark Price	\$615,500	\$687,300	- 10.4%	\$613,900	\$671,700	- 8.6%

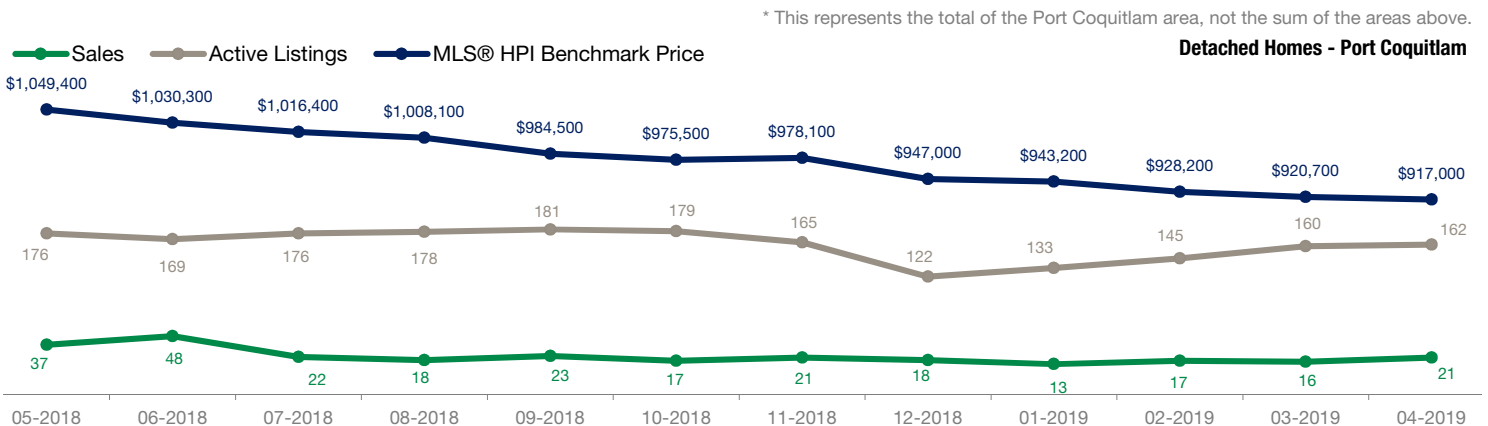
Sales-to-Active Ratio



Port Coquitlam

Detached Properties Report – April 2019

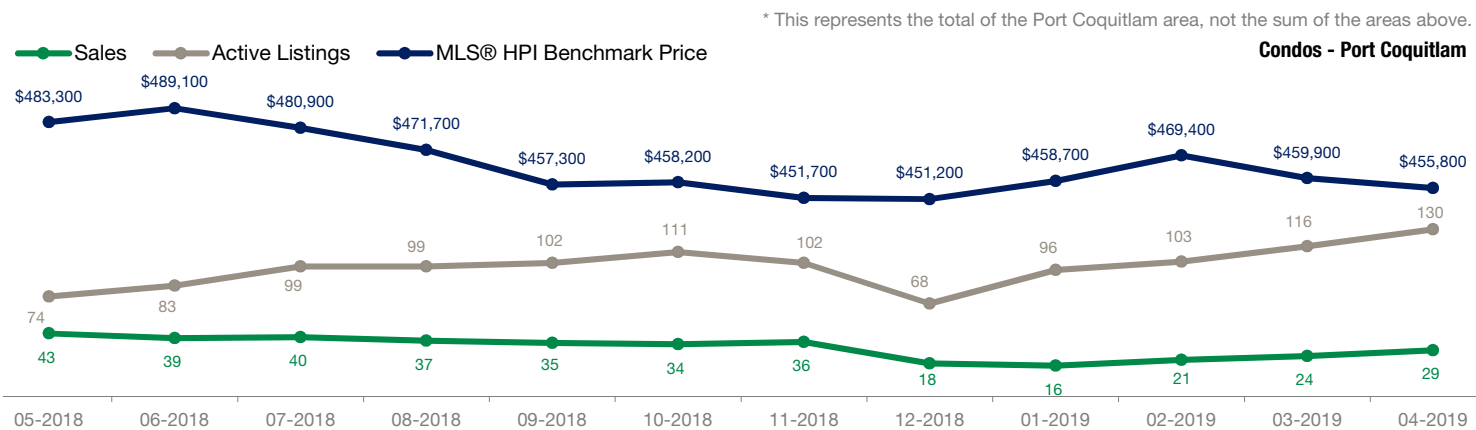
Price Range	Sales	Active Listings	Avg Days on Market	Neighbourhood	Sales	Active Listings	Benchmark Price	One-Year Change
\$99,999 and Below	0	0	0	Birchland Manor	0	8	\$848,400	- 11.5%
\$100,000 to \$199,999	0	0	0	Central Pt Coquitlam	0	11	\$797,200	- 11.1%
\$200,000 to \$399,999	0	1	0	Citadel PQ	4	16	\$1,018,500	- 11.6%
\$400,000 to \$899,999	7	49	11	Glenwood PQ	3	36	\$822,600	- 10.2%
\$900,000 to \$1,499,999	14	91	13	Lincoln Park PQ	3	13	\$822,600	- 12.2%
\$1,500,000 to \$1,999,999	0	15	0	Lower Mary Hill	0	9	\$833,700	- 13.7%
\$2,000,000 to \$2,999,999	0	2	0	Mary Hill	2	19	\$868,400	- 12.7%
\$3,000,000 and \$3,999,999	0	2	0	Oxford Heights	5	16	\$925,400	- 12.3%
\$4,000,000 to \$4,999,999	0	1	0	Riverwood	2	15	\$1,041,100	- 9.8%
\$5,000,000 and Above	0	1	0	Woodland Acres PQ	2	19	\$974,300	- 10.0%
TOTAL	21	162	13	TOTAL*	21	162	\$917,000	- 11.6%



Port Coquitlam

Condo Report – April 2019

Price Range	Sales	Active Listings	Avg Days on Market	Neighbourhood	Sales	Active Listings	Benchmark Price	One-Year Change
\$99,999 and Below	0	0	0	Birchland Manor	0	0	\$0	--
\$100,000 to \$199,999	0	0	0	Central Pt Coquitlam	22	95	\$445,100	- 6.1%
\$200,000 to \$399,999	13	39	20	Citadel PQ	1	0	\$0	--
\$400,000 to \$899,999	15	90	44	Glenwood PQ	5	29	\$486,700	- 3.4%
\$900,000 to \$1,499,999	1	0	2	Lincoln Park PQ	0	0	\$0	--
\$1,500,000 to \$1,999,999	0	0	0	Lower Mary Hill	0	0	\$0	--
\$2,000,000 to \$2,999,999	0	1	0	Mary Hill	0	0	\$0	--
\$3,000,000 and \$3,999,999	0	0	0	Oxford Heights	0	0	\$0	--
\$4,000,000 to \$4,999,999	0	0	0	Riverwood	1	6	\$579,700	- 5.2%
\$5,000,000 and Above	0	0	0	Woodland Acres PQ	0	0	\$0	--
TOTAL	29	130	32	TOTAL*	29	130	\$455,800	- 5.3%

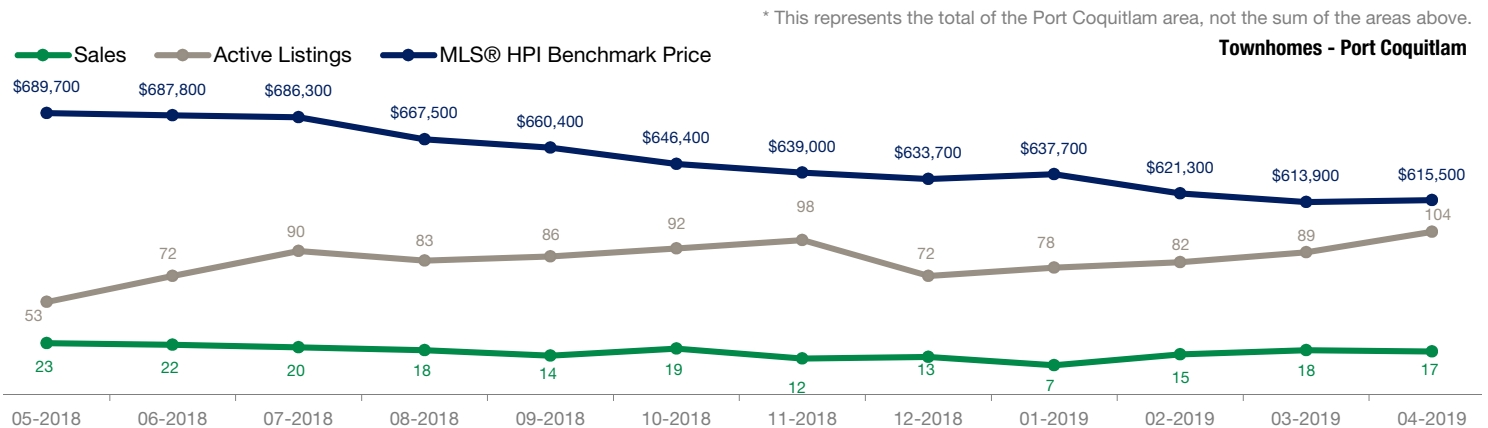


* This represents the total of the Port Coquitlam area, not the sum of the areas above.

Port Coquitlam

Townhomes Report – April 2019

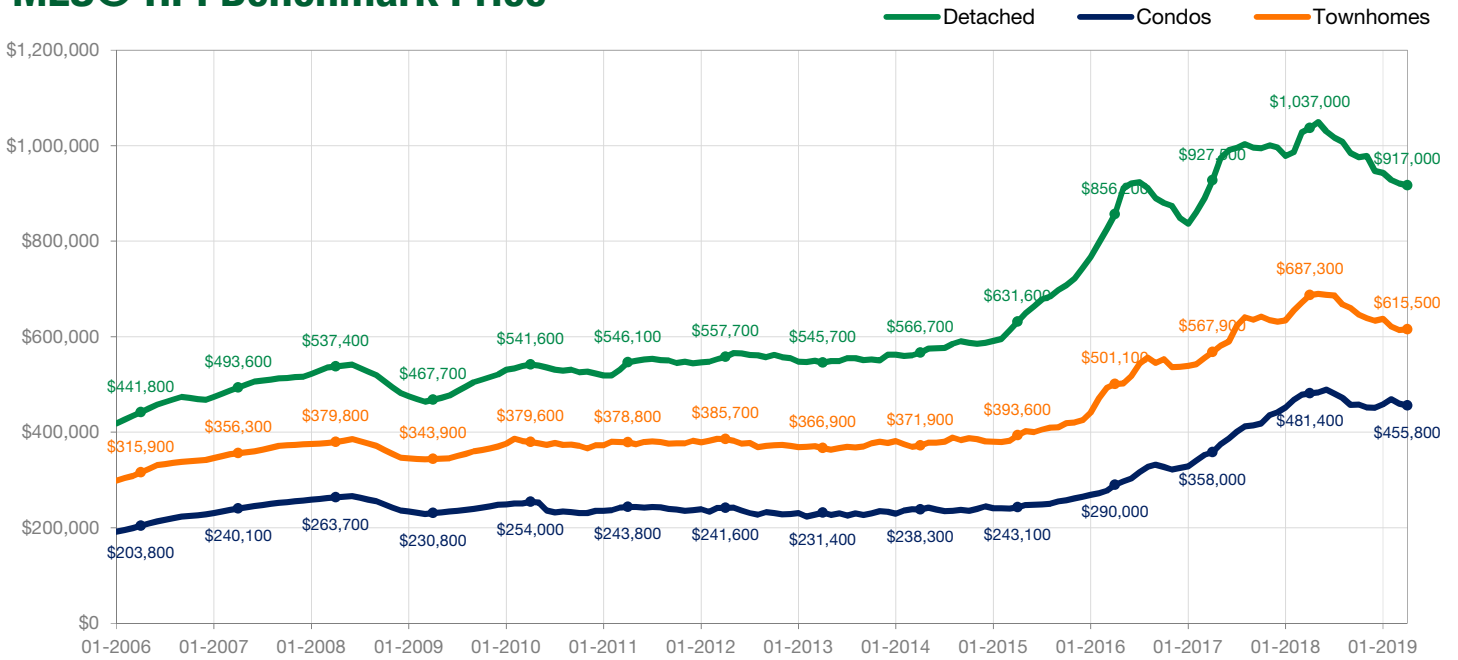
Price Range	Sales	Active Listings	Days on Market	Neighbourhood	Sales	Active Listings	Benchmark Price	One-Year Change
\$99,999 and Below	0	0	0	Birchland Manor	0	2	\$512,400	- 7.8%
\$100,000 to \$199,999	0	0	0	Central Pt Coquitlam	3	15	\$442,200	- 11.0%
\$200,000 to \$399,999	0	0	0	Citadel PQ	5	23	\$665,700	- 10.1%
\$400,000 to \$899,999	17	101	34	Glenwood PQ	2	15	\$600,200	- 9.0%
\$900,000 to \$1,499,999	0	3	0	Lincoln Park PQ	0	1	\$587,900	- 9.0%
\$1,500,000 to \$1,999,999	0	0	0	Lower Mary Hill	0	0	\$0	--
\$2,000,000 to \$2,999,999	0	0	0	Mary Hill	0	8	\$594,600	- 10.1%
\$3,000,000 and \$3,999,999	0	0	0	Oxford Heights	1	1	\$0	--
\$4,000,000 to \$4,999,999	0	0	0	Riverwood	5	37	\$672,600	- 10.8%
\$5,000,000 and Above	0	0	0	Woodland Acres PQ	1	2	\$0	--
TOTAL	17	104	34	TOTAL*	17	104	\$615,500	- 10.4%



Port Coquitlam

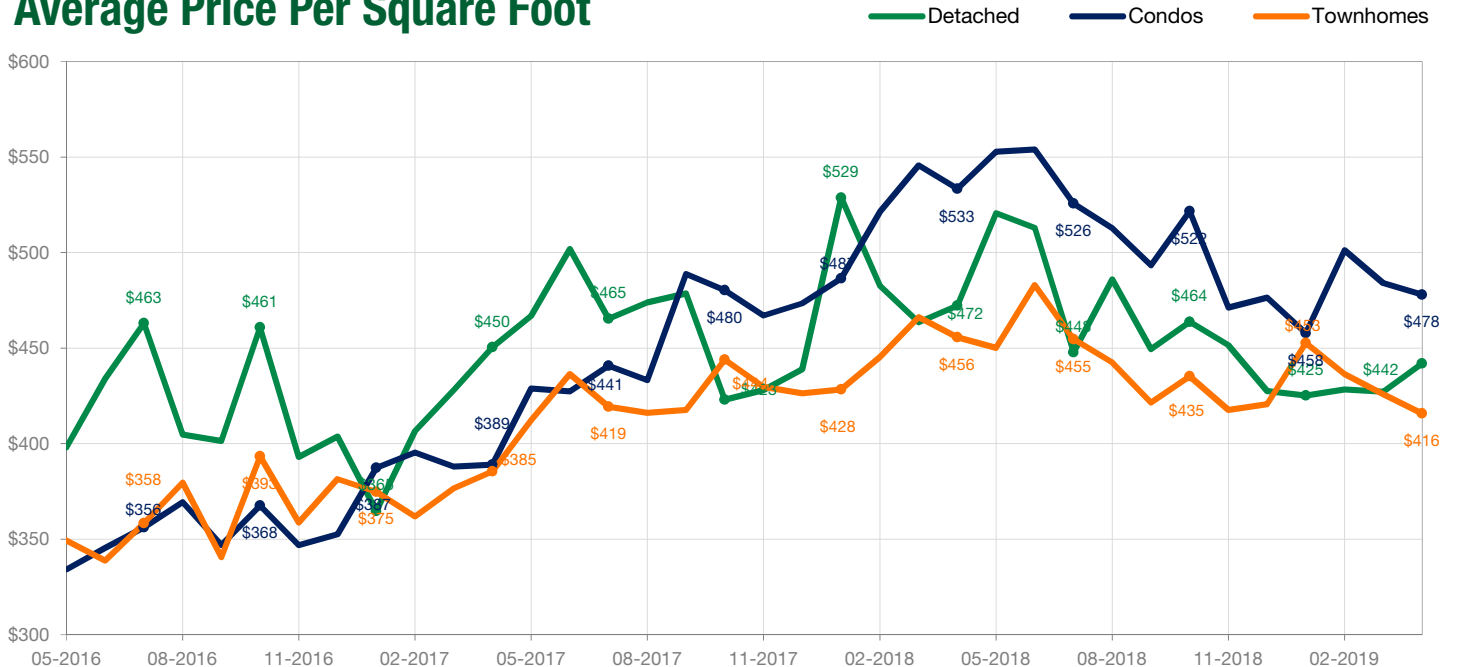
April 2019

MLS® HPI Benchmark Price



Note: \$0 means that there is no sales activity, not \$0 as an MLS® HPI Benchmark Price.

Average Price Per Square Foot



Note: \$0 means that there is no sales activity, not \$0 as an Average Price Per Square Foot.